

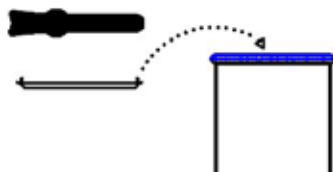
TECHNICAL DATA SHEET: QUICK-FIT SEALED (QFS) CLIP, WITH GASKET

Ø mm	QFS Clip, incl. O-ring Weight kg
080	0,1
100	0,1
125	0,1
140	0,2
150	0,2
160	0,2
180	0,3
200	0,3
224	0,3
250	0,3
300	0,6
315	0,6
350	0,7
400	0,7
450	0,8
500	0,9

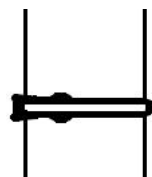
Installation




Step 1: Pre-stretch the clip over the bead of the duct. Remove the clip.



Step 2: Attach the QFS Gasket over the bead of the other duct.



Step 3: Attach the QFS Clip and clamp the two duct pieces together. Please note: there is only one gasket in between the parts.



Compliance / Rating of Product Components

Product	Material	Compliance / Rating
QFS Clip	Galvanised 304 Stainless Steel	DX51D with Z275 Coating EN.1.4301/TP.304
O-Ring (6-8-10 mm)	EPDM	ASTM D 1056
O-Ring (4 mm)	Nitrile	ASTM D-2000 M2BG510 A24 B34 E014 E034 EF11 EF21
Duct End Gasket	Nitrile	ASTM D-2000 M2BG510 A24 B34 E014 E034 EF11 EF21

Temperature Rating of Product Components

	QFS Clip	Sealant	Gasket
593°C			
200°C			
80°C			
70°C (intermittent to 90°)	Galvanised Steel		
-20°C			
-34°C			
		EPDM	Nitrile

